


Diesel generator set 4B3.3 series engine



24 kVA–55 kVA 50 Hz
27 kW–50 kW 60 Hz

Description

This Cummins® Power Generation commercial generator set is a fully integrated power generation system, providing optimum performance, reliability, and versatility for stationary standby, prime power, and continuous duty applications.

Features

Cummins® heavy-duty engine – Rugged 4-cycle industrial diesel delivers reliable power, low emissions and fast response to load changes.

Alternator – Low reactance 2/3 pitch windings; low waveform distortion with non-linear loads, fault clearing short-circuits capability, and class H insulation.

Cooling system – Standard integral set-mounted radiator system, designed and tested for rated ambient temperatures, simplifies facility design requirements for rejected heat.

Control system – The PowerCommand® electronic control is standard equipment and provides total system integration including auto remote start/stop, precise voltage regulation, alarm and status message display.

Enclosures – Optional weather-protective and sound-attenuated enclosures are available.

Warranty – Backed by a comprehensive warranty and Worldwide distributor network.

Model	3-Phase ratings				1-Phase ratings				Data sheet
	Standby rating		Prime rating		Standby rating		Prime rating		
	50 Hz kVA (kW)	60 Hz kW (kVA)	50 Hz kVA (kW)	60 Hz kW (kVA)	50 Hz kVA (kW)	60 Hz kW (kVA)	50 Hz kVA (kW)	60 Hz kW (kVA)	
C33 D5e	33 (26.4)		30 (24)		26.4		24		DS300-CPGK
C38 D5e	38 (30.4)		35 (28)		28		25.4		DS301-CPGK
C44 D5e	44 (35.2)		40 (31.7)		35		31.8		DS302-CPGK
C55 D5e	55 (44)		50 (40)						DS303-CPGK
C30 D6		30 (37.5)		27 (33.8)		30		27.2	DS304-CPGK
C35 D6		35 (43.8)		32 (40)		35		31.8	DS305-CPGK
C40 D6		40 (50)		36 (45)		40		36.3	DS306-CPGK
C50 D6		50 (62.5)		45 (56.3)					DS307-CPGK

Generator set specifications

Governor regulation class	ISO 8528 G2
Voltage regulation, no load to full load	+/- 1%
Random voltage variation	+/- 1%
Frequency regulation	Droop
Random frequency variation	+/- 0.25%
Radio frequency emissions compliance	BS EN 61000-6-4/BS EN 61000-6-2

Engine specifications

Design	4 cycle, in-line, naturally aspirated
Bore	95 mm (3.74 in.)
Stroke	115 mm (4.53 in.)
Displacement	3.3 liter (199 in ³)
Cylinder block	Cast iron, 4 cylinder
Battery capacity	70 AH
Battery charging alternator	45 amps
Starting voltage	12 volt, negative ground
Fuel system	Direct injection
Fuel filter	Spin on fuel filters with water separator
Air cleaner type	Dry replaceable element with restriction indicator
Lube oil filter type(s)	Spin on full flow filter
Standard cooling system	122 °F (50 °C) ambient radiator

Alternator specifications

Design	Brushless, single bearing, revolving field
Stator	2/3 pitch
Rotor	Single bearing, flexible disc
Insulation system	Class H
Standard temperature rise	125–163 °C standby
Exciter type	Self excited
Phase rotation	A (U), B (V), C (W)
Alternator cooling	Direct drive centrifugal blower fan
AC waveform total harmonic distortion (THDV)	No load < 1.5%. Non distorting balanced linear load < 5%
Telephone influence factor (TIF)	< 50 per NEMA MG1-22.43
Telephone harmonic factor (THF)	< 2%

Available voltages

50 Hz Line-Neutral/Line-Line		60 Hz Line-Neutral/Line-Line	
• 277/480	• 220/380	• 277/480	• 220/380
• 254/440	• 115/200	• 254/440	• 115/200
• 240/416	• 110/190	• 240/416	• 110/190
• 230/400	• 220–240*	• 230/400	• 220–240*

* Single phase.

Generator set options and accessories

Engine

- Heavy duty air filter
- Water jacket heater
220/240 V

Cooling

- Antifreeze 50/50 (ethylene glycol)

Enclosure

- Sound attenuated canopy

Alternator

- Alternator heater

Circuit breaker

- 3 pole main circuit breaker

Warranty

- 5 years for standby application
- 2 years for prime application

Silencer

- 9 dB attenuation industrial silencer
- 25 dB residential – delivered loose

Note: Some options may not be available on all models - consult factory for availability.

Control system

PowerCommand® 1301 – The PowerCommand® control system is a microprocessor based generator set monitoring, and control system.

The control provides a simple operator interface to the genset, digital voltage regulation, digital engine speed governing, start/stop control, and protective functions.

The PowerCommand® 1301 generator set control is suitable for use on a wide range of generator sets in nonparalleling applications.

The PowerCommand® Control can be configured for any frequency, voltage and power connection configuration from 120 to 600 VAC for 50 Hz or 60 Hz operation.

Power for the control is derived from the generator set starting batteries. The control functions over a voltage range from 8 VDC to 35 VDC.

Major features

- 12 or 24 VDC battery operation.
- Digital engine speed governing (optional) to provide isochronous frequency regulation.
- Digital voltage regulation full wave rectified single phase (line to line) sensing.
- Generator set monitoring – Monitors status of all critical engine and alternator conditions functions.
- Engine starting includes relay drivers for start, fuel shut off (FSO), and glow plug.
- Configurable inputs and outputs – Two discrete inputs and two dry contact relay outputs.
- Generator set monitoring – Displays status of all critical engine and alternator generator set functions.
- Smart starting control system – Integrated fuel ramping to limit black smoke and frequency overshoot.
- Advanced serviceability using InPower™, a PC-based software service tool.

Control system

Includes all functions to locally or remotely start and stop, and protect the generator set.

Control switch – RUN/OFF/AUTO

OFF mode – the generator set is shut down and cannot be started; as well as resets faults.

RUN mode – the generator set will execute its start sequence.

AUTO mode – the generator set can be started with a start signal from a remote device.

Status indications – The control has a lamp driver for external fault/status indication. Functions include: The lamp flashes during preheat (when used) and while the generator set is starting.

READY TO LOAD – flashing until the set is at rated voltage and frequency, then on continuously.

Fault conditions are displayed by flashing a two-digit fault code number.

LED indicating lamps – (optional display) includes LED indicating lamps for the following functions:

- Not in auto.
- Remote start.
- Warning.
- Shutdown.
- Auto.
- Run.

Remote emergency stop switch input – Immediate shut down of the generator set on operation.

Base engine protection

- Overspeed shutdown.
- Low oil pressure shutdown.
- High engine temperature shutdown.
- Underspeed/sensor fail shutdown.
- Fail to start.
- Battery charging alternator fail warning.

Options

- Digital engine speed governing to provide isochronous frequency regulation.
- Operator display panel – An easy to use operator display of critical parameters and operating history.



Ratings definitions

Emergency standby power (ESP):

Applicable for supplying power to varying electrical load for the duration of power interruption of a reliable utility source. Emergency standby power (ESP) is in accordance with ISO 8528. Fuel stop power in accordance with ISO 3046, AS 2789, DIN 6271 and BS 5514.

Limited-time running power (LTP):

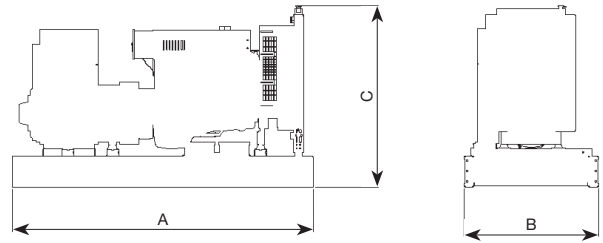
Applicable for supplying power to a constant electrical load for limited hours. Limited time running power (LTP) is in accordance with ISO 8528.

Prime power (PRP):

Applicable for supplying power to varying electrical load for unlimited hours. Prime power (PRP) is in accordance with ISO 8528. Ten percent overload capability is available in accordance with ISO 3046, AS 2789, DIN 6271 and BS 5514.

Base load (continuous) power (COP):

Applicable for supplying power continuously to a constant electrical load for unlimited hours. Continuous power (COP) in accordance with ISO 8528, ISO 3046, AS 2789, DIN 6271 and BS 5514.



This outline drawing is to provide representative configuration details for Model series only.

See respective model data sheet for specific model outline drawing number.



Do not use for installation design

Weight and dimensions

Model	A mm	B mm	C mm	Dry Wt.* (kg)	Wet Wt.* (kg)
C33 D5e	1753	930	1256	1035	1100
C38 D5e	1753	930	1256	1035	1100
C44 D5e	1753	930	1256	1035	1100
C55 D5e	1753	930	1256	1035	1100
C30 D6	1753	930	1256	1035	1100
C35 D6	1753	930	1256	1035	1100
C40 D6	1753	930	1256	1035	1100
C50 D6	1753	930	1256	1035	1100

*Note: Weights represent a set with standard features. See outline drawings for weights of other configurations.

Certifications

	This generator set is designed in facilities certified to ISO 9001 and manufactured in facilities certified to ISO 9001 or ISO 9002.		This generator set is available with CE certification.
2000/14/EC	All enclosed products are designed to meet or exceed EU noise legislation 2000/14/EC step 2006.	ISO 8528	This generator set has been designed to comply with ISO 8528 regulation.

Cummins Power Generation

Americas

1400 73rd Avenue N.E.
Minneapolis, MN 55432 USA
Phone 763 574 5000
Fax 763 574 5298

Asia Pacific

10 Toh Guan Road #07-01
TT International Tradepark
Singapore 608838
Phone 65 6417 2388
Fax 65 6417 2399

Europe, CIS, Middle East and Africa

Manston Park Columbus Ave
Manston Ramsgate
Kent CT12 5BF United Kingdom
Phone 44 1843 255000
Fax 44 1843 255902

Our energy working for you.™

© 2012 Cummins Power Generation Inc. All rights reserved.

Cummins Power Generation and Cummins are registered trademarks of Cummins Inc. PowerCommand, AmpSentry, InPower and "Our energy working for you." are trademarks of Cummins Power Generation. Other company, product, or service names may be trademarks or service marks of others. Specifications are subject to change without notice.

SS2-CPGK-RevA (05/12)



cumminspower.com